

313D ALL STAINLESS CLAMP-RING PANEL MOUNT



Heavy duty, all stainless steel gauge with removable bezel, adjustable pointer
1% accuracy, welded case-to-stem connection, dry yet fillable

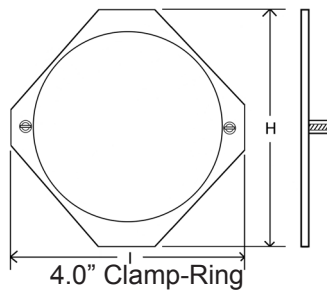
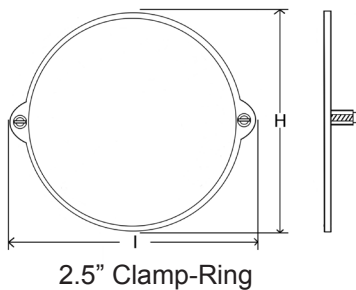
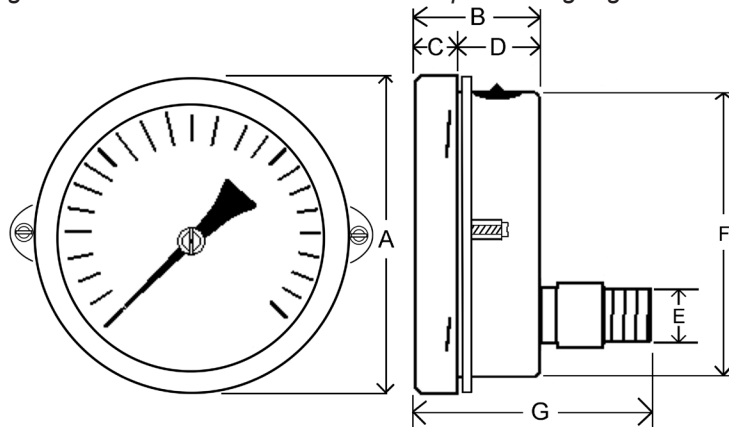
SPECIFICATIONS

Dial	2 1/2" (63 mm), 4" (100 mm)
Case	Stainless steel, dry yet fillable Welded case-to-stem connection
Wetted Parts	316 stainless steel
Bezel	Removable, stainless steel
Lens	Laminated safety glass
Pointer	Adjustable, black aluminum
Connection	Lower back mount with clamp-ring 2 1/2" dial = 1/4" NPT 4" dial = 1/4" or 1/2" NPT
Scale	Standard: single scale psi
Accuracy	1% of span ASME B40.1 Grade 1A
Ambient Temp	Dry = -30° F to 180° F Glycerine Filled = 30° F to 160° F



3

Design meets or exceeds ASME B40.100 pressure gauge standard.



AVAILABLE OPTIONS*

- Certificate of Accuracy, NIST traceable
- Custom Dial
- Liquid Fill Options, see page 176
- Anti-Vibration Movement, see page 109
- Cleaned for Oxygen Service (dry only)
- Special Connection Size
- Plastic Lens
- Dual Scale
- Max/Min Pointer, see page 122

*Lead times/minimums may apply

APPROXIMATE SHIPPING WEIGHTS/ BOX QUANTITIES

Dial Size	Est. Unit Weight	Box Qty
2 1/2"	0.60 lbs (0.26 kg)	50
4"	1.20 lbs (0.54 kg)	8

Dial	Unit	A	B	C	D	E	F	G	H	I
2 1/2"	In.	2.71"	1.26"	0.41"	0.85"	1/4" NPT	2.47"	2.24"	2.65"	3.23"
	mm	69	32	10	22		63	57	67	82
4"	In.	4.00"	1.93"	0.71"	1.22"	1/4" or 1/2"	3.87"	3.39"	5.13"	5.13"
	mm	100	49	18	31		98	86	130	130