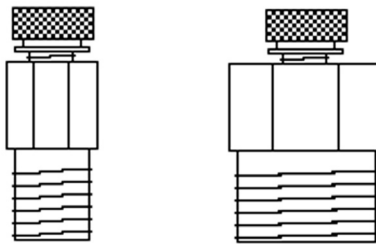


TEST PORT PLUG

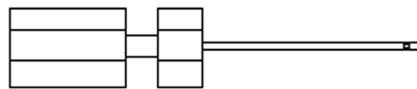



SPECIFICATIONS

Purpose	Pressure & Temperature Test Port Plugs For permanent installation into piping systems
Connection	1/8", 1/4", 1/2" NPT
Materials	Brass body Nordel core
Pressure Rating	1000 psi at 200° F
Est. Unit Weight	0.15 lbs/0.08 kg



Part Number	Nominal Size	Overall Length	Material	Pressure/ Temperature	Body Hex	Cap Hex	Core Material
PLUG-1/8	1/8" NPT	1 1/4"	Brass	1000 psi/200° F	13/16"	9/16"	Nordel
PLUG-1/4	1/4" NPT	1 1/2"	Brass	1000 psi/200° F	1 1/16"	1 1/2"	Nordel
PLUG-1/2	1/2" NPT	1 1/2"	Brass	1000 psi/200° F	1 1/16"	1 1/2"	Nordel



Adapters for Test Port Plugs

ADAPTER-PP-1/8	1/8" NPT Gauge adapter 2 3/4" Overall Length x 1 3/4" x 0.125" probe
ADAPTER-PP-1/4	1/4" NPT Gauge adapter 2 3/4" Overall Length x 1 3/4" x 0.63" probe



Pressure & Temperature Test Plug Accessories

PLUG-EXT-1/4	1 3/4" Extension for Test Port Plug (1/4" NPT)
PLUG-EXT-1/2	2" Extension for Test Port Plug (1/2" NPT)

6